



Technology the world trusts

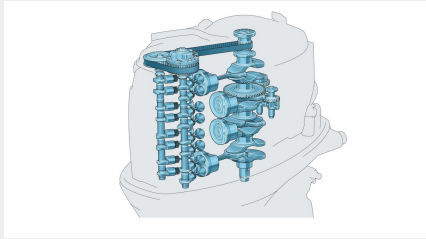
For your on-water adventures, the 4-cylinder 175hp delivers a perfectly balanced and reliable all-round power package.

The very latest Yamaha marine technologies, with their advanced engine layouts and ingenious intake and exhaust systems, offer you supreme efficiency, aided by micro-computer controls which monitor all aspects of engine performance - from fuel mixture and combustion efficiency to maintenance scheduling.

We also maintain constant development programmes to pioneer clean-burn technologies and help protect the environment - yet without compromising the legendary power, performance or reliability of Yamaha engines in any way.

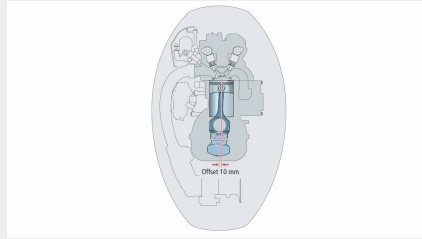


- 2.7 litre 4-cylinder DOHC 16-valve engine
- 2.8 litre 4-cylinder DOHC 16-valve engine
- Yamaha's famous EFI system for supreme efficiency
- Digital electronic throttle and shift (175hp C)
- Variable Trolling RPM controls low speed operation
- Compatible with Yamaha Digital Network system
- Shift Dampener System (SDS) for smooth shifting
- Yamaha Customer Outboard Protection (Y-COP) option
- Optional Tilt Limiter system
- High output alternator (50A)
- Optional Dual Battery Charging System
- Offset crankshaft and special balance



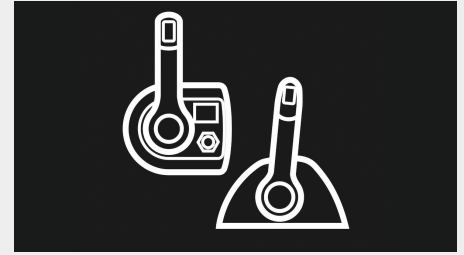
2.8 litre DOHC 4-cylinder with 16 valves and EFI

This is a thoroughbred engine that delivers excellent combustion efficiency across the RPM range with features like EFI, 4 valves per cylinder and DOHC (Double Overhead Camshafts). In summary, a fine blend of advanced technologies offering exceptional horsepower-per-litre and a high power-to-weight ratio.



Special offset crankshaft delivers a compact design

We designed the 175hp to be ultra-compact and the special offset crankshaft and gear-driven balance shaft are just two of the many technical advances pioneered by our engineers to help achieve that aim. The labyrinth exhaust system, with its water-sealed outer walls, makes it exceptionally quiet, too.



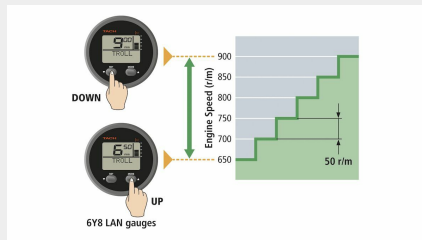
New Drive-by-Wire system - for smooth control

The new 175hp (C) version now features full Drive-by-Wire capability, thanks to its digital throttle and shift system, which delivers ultra-smooth shifting, as well as a new level of sophisticated boat operation and control.



Digital Network Gauges (optional)

The 175hp is compatible with Yamaha's Digital Network Gauges (6Y8/6YC/6Y9 and new CL7) giving you all the information needed to monitor boat and engine performance and efficiency, including RPM, engine hours, trim angle, oil pressure and warning lamps. The combined Speed & Fuel Management gauge shows speed, fuel tank level and economy data.



Variable Trolling RPM control

Another feature of the optional Digital Network System is the handy button which gives you instant control of the engine RPM - making it simple to adjust the engine speed in convenient steps of 50 RPM between 650 and 900 RPM. Smooth, relaxed cruising is the reward.



SDS (Shift Dampening System)

First introduced for our larger V8 and V6 models, Yamaha's patented Shift Dampener System (SDS) is a great feature that significantly reduces the 'clunk' sound normally associated with moving between gears. A splined rubber hub and aft washer absorb noise and vibration, in a carefully engineered solution that gives smoother, quieter gear shifts.

Engine

Engine type	4-stroke
Lubrication system	Wet sump
Fuel Induction System	EFI
Ignition / advance system	TCI
Starter system	Electric with Prime Start™

Additional Features

Control	Remote control (F175A); Drive By Wire (DBW - F175C)
Trim & tilt method	Power Trim & Tilt
Engine immobiliser	YCOP optional
Propeller	Optional
Counter Rotation Model	Available (CETX)
Variable Trolling RPM	With DN Gauges or m-f tiller handle
Shallow Water Drive	[Standard]
Dual Battery Charging System	Optional
	Optional
Tilt limiter	Optional
Digital Network Gauge II (CL7)	Optional (F175C)
Shift Dampener System (SDS)	Optional



175hp