



DE WOLF
MARITIME SAFETY

Cradle operation and re-arming manual



De Wolf Maritime Safety B.V. | Krab 6, 4401 PA Yerseke, The Netherlands | P.O. Box 27, 4400 AA Yerseke, The Netherlands
T +31(0) 113 573580 F +31 (0) 113 573325 | info@dewolfmaritime.com | www.dewolfmaritime.com www.rescueboats.nl
C.o.C. no: Middelburg 22028709 | VAT no.: NL800308268B01



DE WOLF
MARITIME SAFETY


Operating the cradle

To operate the cradle there is only one single handling necessary, pulling the red strap on the quick release button. See pictures at the right side.

Boat on cradle ready to operate.



Pull the red strap to release the release shackle and loosen the straps and opening cradle.





When the shackle is opened the straps will loosen and cradle will open on slewing out.



De Wolf Maritime Safety B.V. | Krab 6, 4401 PA Yerseke, The Netherlands | P.O. Box 27, 4400 AA Yerseke, The Netherlands
T +31(0) 113 573580 F +31 (0) 113 573325 | info@dewolfmaritime.com | www.dewolfmaritime.com www.rescueboats.nl
C.o.C. no: Middelburg 22028709 | VAT no.: NL800308268B01

Re-installing boat on cradle

1. Get the straps out of the spanners on both sides.
2. Re-attach all 3 triangle hooks to the quick release shackle and close the shackle.
3. Before attaching the triangle hook of the collapsible part of the cradle this cradle part has to be put in vertical position and maybe the spanner has to be a bit loosened.
If the quick release shackle is re-armed the strap of the collapsible cradle part can be tightened.





DE WOLF
MARITIME SAFETY

4. If the collapsible part of the cradle is fixed the boat can be resealed in the cradle.



5. After this the straps can be brought back over the boat and can be tightened with the spanners.



6. Cradle and lashings are re-armed and ready to launch again.

